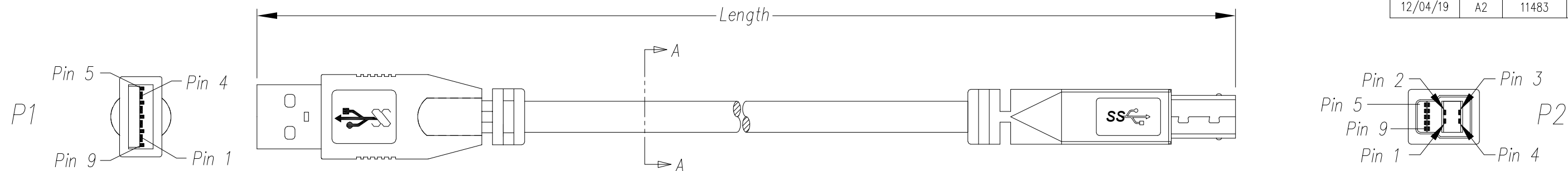


DATE	REV	ECN	APP'D. BY
08/31/17	A0	Released	JRC
09/18/17	A1	11095	GWL
12/04/19	A2	11483	ADB



Notes:

- 1) Each cable assembly to be individually bagged.
- 2) Cable Construction USB 3.0:
 - 28 AWG 1 Twisted Pair
 - 28 AWG +D +AL MY x 2 Twisted Pair
 - 24 AWG x 2C
 - AMA BRAID 85%
 - 5.8mm OD
 - Black PVC Jacket
- 3) Connector P1 :USB A Male 3.0 Blue Insulator, Gold flash on contacts, Nickel Plated Shell
Connector P2 :USB B Male 3.0 Blue Insulator, Gold flash on contacts, Nickel Plated Shell
- 4) Hood P1 & P2: Molded Black PVC Strain Relief
- 5) All cables tested for Continuity & Shorts

P/N Key:

SC-3ABKxxxF

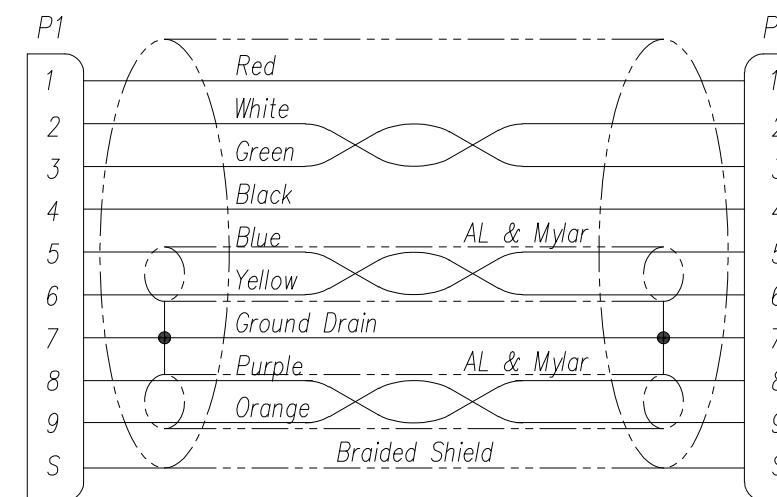
Length
003 = 3 Ft
006 = 6 Ft

O/A Length Tolerance:

Metric	
0 ~ 200mm	±10mm
201 ~ 1000mm	±20mm
1001 ~ 1500mm	±25mm
1501 ~ 2100mm	±30mm
>2100mm	±40mm

Imperial	
0 ~ 1ft	±0.5in
2ft ~ 3ft	±0.75in
4ft ~ 7ft	±1.0in
> 7ft	±1.5in

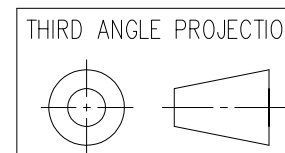

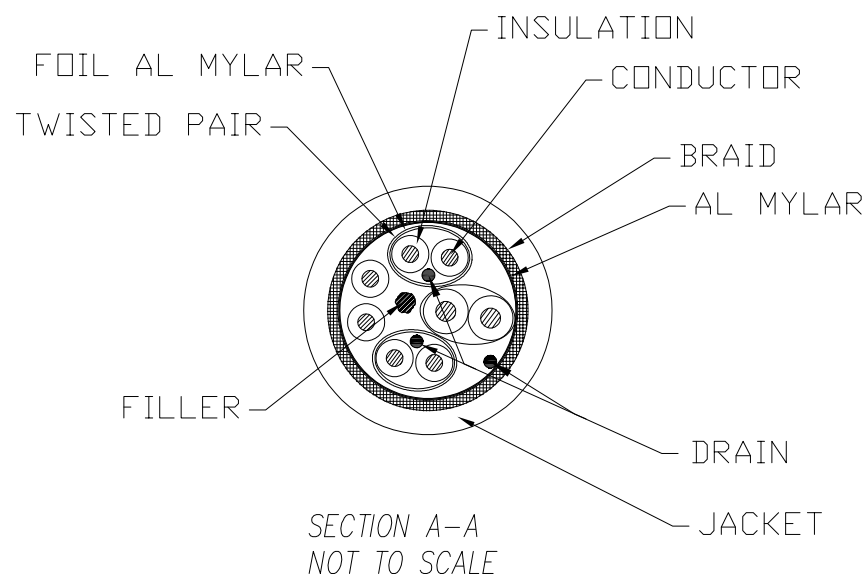
Wiring Map: USB 3.0 Super Speed



Example Parts Numbers

Feet	
P/N	Length
SC-3ABK003F	3'
SC-3ABK006F	6'

For Part Numbers Not Shown Follow Part Number Key Format



DO NOT SCALE DRAWING
DRAWING IS SUBJECT TO CHANGE WITHOUT NOTICE
DIMENSIONS: INCHES [METRIC]
UNLESS OTHERWISE SPECIFIED TOLERANCES ARE ±.005 [0.13] ANGLES ARE ± 1°
SHEET NO. 1 OF 1



11118 Susquehanna Trail South
Glen Rock, PA 17327-9199
(717) 235-7512
<http://www.stewartconnector.com>

TITLE: Cable Assembly, USB 3.0, Type A/M - Type B/M, Black

THIS DRAWING AND THE SUBJECT MATTER SHOWN THEREON ARE CONFIDENTIAL AND THE PROPRIETARY PROPERTY OF STEWART CONNECTOR AND SHALL NOT BE REPRODUCED, COPIED, OR USED IN ANY MANNER WITHOUT PRIOR WRITTEN CONSENT OF STEWART CONNECTOR

DRN BY: KAC	DATE: 08/29/17
APPD BY: JRC	DATE: 08/31/17
DWG NO. CT999149	REV. A2