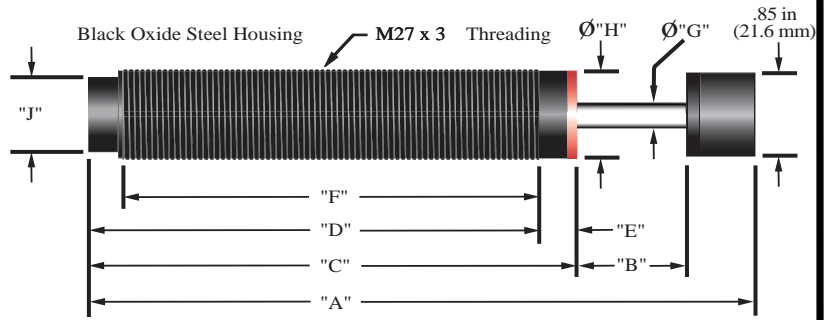


# IMPACTA M27 INDUSTRIAL SHOCK ABSORBER (7000 SERIES)



## TECHNICAL SPECIFICATIONS

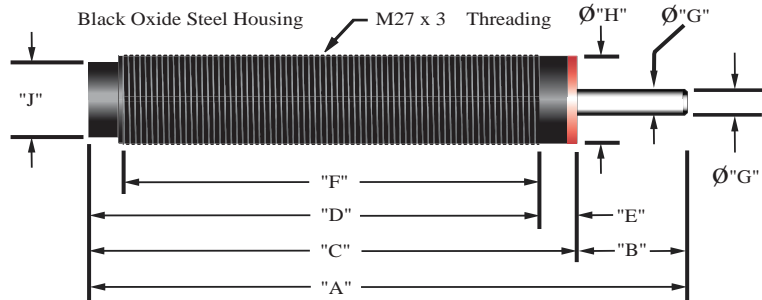
	STROKE LENGTH	SINGLE IMPACT CAPACITY	We MIN*	We MAX*	MAX CYCLES PER MIN	MAX TOTAL ENERGY PER HOUR	MAX IMPACT VELOCITY	OPERATING TEMP MIN/MAX	Ke	THREAD TYPE
ENGLISH OR US	1 in	900 in lbs	14.5	3500	25	900,000 in lbs	14 FPS	32°/150° F	120 lb	M27 x 3
METRIC	25.4 mm	101.7 N m	6.57	1587.6			4.27 MPS	0°/65° C	54.4 kg	

## DIMENSIONAL INFORMATION

	"A"	"B"	"C"	"D"	"E"	"F" †	Ø "G"	Ø "H"	"J"	OVERALL WEIGHT (INCL JAM NUT)
ENGLISH OR US	5.77	1.00 inch Nom.	4.21	3.94	.260	3.66	.236	.90	.746	.62 lb
METRIC	146.6	25.4 mm Nom.	107	100	6.60	93.0	6	22.9	19.0	0.28 kg

Bulletin S-85  
ISSUED 9/12/18

Ke = Max weight for free falling applications.  
Plunger return time = 0.20 sec. Plunger return force = 8 lb/ 3.36 kg  
\* This number is not the weight of the load, rather a calculation used for model selection in Driven Load applications.  
† Full thread length



## TECHNICAL SPECIFICATIONS

	STROKE LENGTH	SINGLE IMPACT CAPACITY	We MIN*	We MAX*	MAX CYCLES PER MIN	MAX TOTAL ENERGY PER HOUR	MAX IMPACT VELOCITY	OPERATING TEMP MIN/MAX	Ke	THREAD TYPE
ENGLISH OR US	1 in	900 in lbs	14.5	3500	25	900,000 in lbs	14 FPS	32°/150° F	120 lb	M27 x 3
METRIC	25.4 mm	101.7 N m	6.57	1587.6			4.27 MPS	0°/65° C	54.4 kg	

## DIMENSIONAL INFORMATION

	"A"	"B"	"C"	"D"	"E"	"F" †	Ø "G"	Ø "H"	"J"	OVERALL WEIGHT (INCL JAM NUT)
ENGLISH OR US	5.19	1.00 inch Nom.	4.21	3.94	.260	3.66	.236	.90	.746	.55 lb
METRIC	131.8	25.4 mm Nom.	107	100	6.60	93.0	6	22.9	19.0	0.25 kg

Bulletin S-85  
ISSUED 9/12/18

Ke = Max weight for free falling applications.  
Plunger return time = 0.20 sec. Plunger return force = 8 lb/ 3.36 kg  
\* This number is not the weight of the load, rather a calculation used for model selection in Driven Load applications.  
† Full thread length

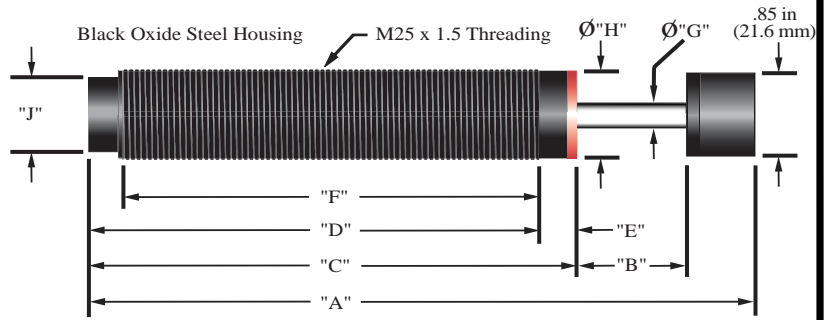


**DESCHNER CORPORATION**  
**(714) 557-1261 - www.deschner.com**

Made in the U.S.A.

Deschner is a registered trademark of Deschner Corporation.

# IMPACTA M25 INDUSTRIAL SHOCK ABSORBER (7000 SERIES)



## TECHNICAL SPECIFICATIONS

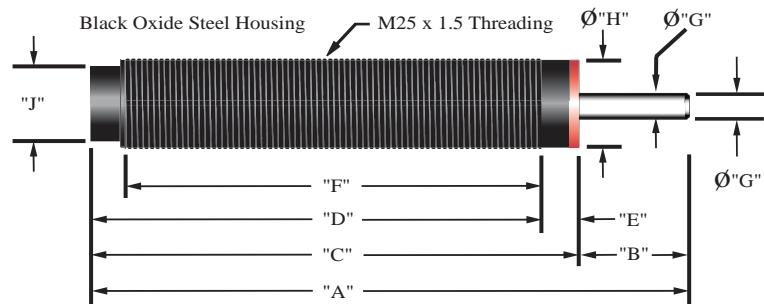
	STROKE LENGTH	SINGLE IMPACT CAPACITY	We MIN*	We MAX*	MAX CYCLES PER MIN	MAX TOTAL ENERGY PER HOUR	MAX IMPACT VELOCITY	OPERATING TEMP MIN/MAX	Ke	THREAD TYPE
ENGLISH OR US	1 in	900 in lbs	14.5	3500	25	900,000 in lbs	14 FPS	32°/150° F	120 lb	M25 x 1.5
METRIC	25.4 mm	101.7 N m	6.57	1587.6			4.27 MPS	0°/65° C	54.4 kg	

## DIMENSIONAL INFORMATION

	"A"	"B"	"C"	"D"	"E"	"F" †	Ø "G"	Ø "H"	"J"	OVERALL WEIGHT (INCL JAM NUT)
ENGLISH OR US	5.77	1.00 inch Nom.	4.21	3.94	.260	3.66	.236	.90	.746	.62 lb
METRIC	146.6	25.4 mm Nom.	107	100	6.60	93.0	6	22.9	19.0	0.28 kg

Bulletin S-82  
ISSUED 12/1/16

Ke = Max weight for free falling applications.  
Plunger return time = 0.20 sec. Plunger return force = 8 lb/ 3.36 kg  
\* This number is not the weight of the load, rather a calculation used for model selection in Driven Load applications.  
† Full thread length



## TECHNICAL SPECIFICATIONS

	STROKE LENGTH	SINGLE IMPACT CAPACITY	We MIN*	We MAX*	MAX CYCLES PER MIN	MAX TOTAL ENERGY PER HOUR	MAX IMPACT VELOCITY	OPERATING TEMP MIN/MAX	Ke	THREAD TYPE
ENGLISH OR US	1 in	900 in lbs	14.5	3500	25	900,000 in lbs	14 FPS	32°/150° F	120 lb	M25 x 1.5
METRIC	25.4 mm	101.7 N m	6.57	1587.6			4.27 MPS	0°/65° C	54.4 kg	

## DIMENSIONAL INFORMATION

	"A"	"B"	"C"	"D"	"E"	"F" †	Ø "G"	Ø "H"	"J"	OVERALL WEIGHT (INCL JAM NUT)
ENGLISH OR US	5.19	1.00 inch Nom.	4.21	3.94	.260	3.66	.236	.90	.746	.55 lb
METRIC	131.8	25.4 mm Nom.	107	100	6.60	93.0	6	22.9	19.0	0.25 kg

Bulletin S-82  
ISSUED 12/1/16

Ke = Max weight for free falling applications.  
Plunger return time = 0.20 sec. Plunger return force = 8 lb/ 3.36 kg  
\* This number is not the weight of the load, rather a calculation used for model selection in Driven Load applications.  
† Full thread length

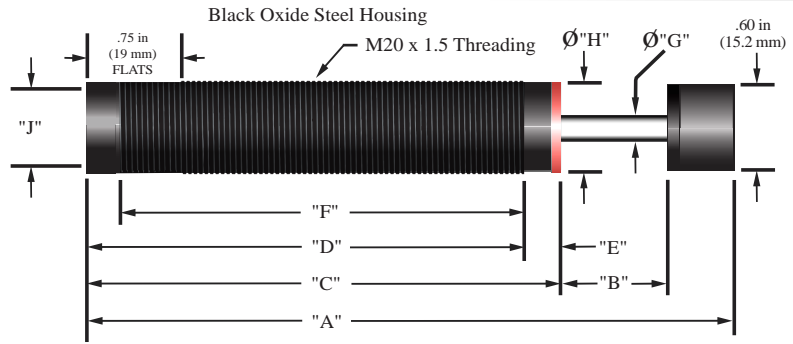


**DESCHNER CORPORATION**  
**(714) 557-1261 - www.deschner.com**

Made in the U.S.A.

Deschner is a registered trademark of Deschner Corporation.

# IMPACTA M20 INDUSTRIAL SHOCK ABSORBER (7000 SERIES)



### TECHNICAL SPECIFICATIONS

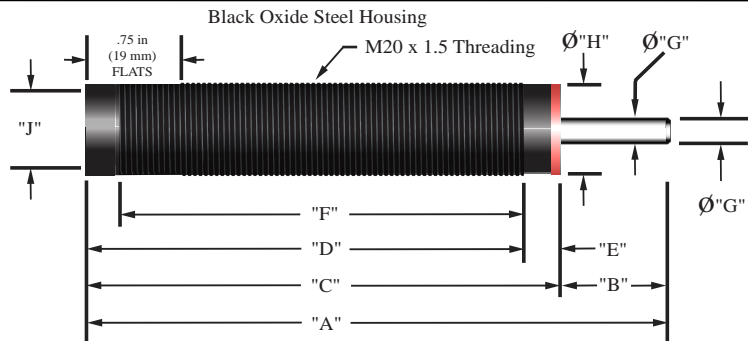
	STROKE LENGTH	SINGLE IMPACT CAPACITY	We MIN*	We MAX*	MAX CYCLES PER MIN	MAX TOTAL ENERGY PER HOUR	MAX IMPACT VELOCITY	OPERATING TEMP MIN/MAX	Ke	THREAD TYPE
ENGLISH OR US	.75 in	300 in lbs	15.0	1500	25	350,000 in lbs	14 FPS	32°/150° F	70 lb	M20 x 1.5
METRIC	19 mm	34 N m	6.8	680.4			4.27 MPS	0°/65° C	31.8 kg	

### DIMENSIONAL INFORMATION

	"A"	"B"	"C"	"D"	"E"	"F" †	Ø "G"	Ø "H"	"J"	OVERALL WEIGHT (INCL JAM NUT)
ENGLISH OR US	4.75	.75 inch Nom.	3.50	3.35	.150	3.00	.197	.700	.700	.35 lb
METRIC	120.7	19 mm Nom.	89	85.1	3.80	76.0	5	18	18	.16 kg

Bulletin S-83  
ISSUED 8/28/18

Ke = Max weight for free falling applications.  
Plunger return time = 0.20 sec. Plunger return force = 1.6 lb/ 1.73 kg  
\* This number is not the weight of the load, rather a calculation used for model selection in Driven Load applications.  
† Full thread length



### TECHNICAL SPECIFICATIONS

	STROKE LENGTH	SINGLE IMPACT CAPACITY	We MIN*	We MAX*	MAX CYCLES PER MIN	MAX TOTAL ENERGY PER HOUR	MAX IMPACT VELOCITY	OPERATING TEMP MIN/MAX	Ke	THREAD TYPE
ENGLISH OR US	.75 in	300 in lbs	15.0	1500	25	350,000 in lbs	14 FPS	32°/150° F	70 lb	M20 x 1.5
METRIC	19 mm	34 N m	6.8	680.4			4.27 MPS	0°/65° C	31.8 kg	

### DIMENSIONAL INFORMATION

	"A"	"B"	"C"	"D"	"E"	"F" †	Ø "G"	Ø "H"	"J"	OVERALL WEIGHT (INCL JAM NUT)
ENGLISH OR US	4.24	.75 inch Nom.	3.50	3.35	.150	3.00	.197	.700	.700	.35 lb
METRIC	107.7	19 mm Nom.	89	85.1	3.80	76.0	5	18	18	.16 kg

Bulletin S-83  
ISSUED 8/28/18

Ke = Max weight for free falling applications.  
Plunger return time = 0.20 sec. Plunger return force = 1.6 lb/ 1.73 kg  
\* This number is not the weight of the load, rather a calculation used for model selection in Driven Load applications.  
† Full thread length



**DESCHNER CORPORATION**  
**(714) 557-1261 - www.deschner.com**

Made in the U.S.A.

Deschner is a registered trademark of Deschner Corporation.

# IMPACTA M14 INDUSTRIAL SHOCK ABSORBER (7000 SERIES)


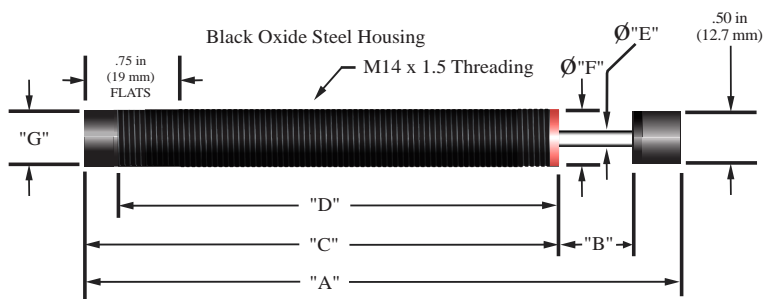


Image Shown:  
Model # 7143-16-050B with std jam nut.



## TECHNICAL SPECIFICATIONS

	STROKE LENGTH	SINGLE IMPACT CAPACITY	We MIN*	We MAX*	MAX CYCLES PER MIN	MAX TOTAL ENERGY PER HOUR	MAX IMPACT VELOCITY	OPERATING TEMP MIN/MAX	Ke	THREAD TYPE
ENGLISH OR US	.55 in	250 in lbs	20.0	900	25	225,000 in lbs	7 FPS	32°/150° F	90 lb	M14 x 1.5
METRIC	12.7 mm	28.2 N m	9.10	408.2			2.1 MPS	0°/65° C	40.8 kg	

## DIMENSIONAL INFORMATION

	"A"	"B"	"C"	"D"	"E"	"F" †	Ø "G"	OVERALL WEIGHT (INCL JAM NUT)
ENGLISH OR US	4.45	.5 inch Nom.	3.47	3.19	.157	.49	.49	.17 lb
METRIC	113.0	12.7 mm Nom.	88.1	81.0	4	12.4	12.4	0.08 kg

Bulletin S-84  
ISSUED 9/12/18  
Ke = Max weight for free falling applications.  
Plunger return time = 0.20 sec. Plunger return force = .5 lb/ .23 kg  
\* This number is not the weight of the load, rather a calculation used for model selection in Driven Load applications.  
† Full thread length


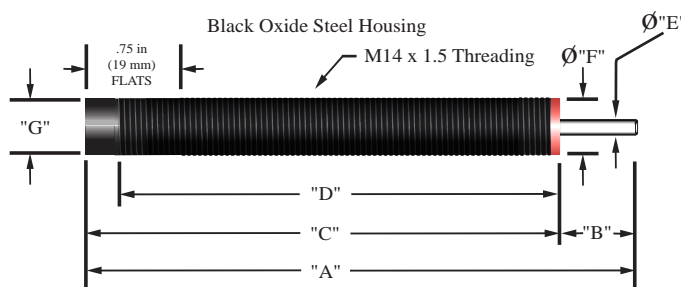


Image Shown:  
Model # 7143-16-050 with std jam nut.



## TECHNICAL SPECIFICATIONS

	STROKE LENGTH	SINGLE IMPACT CAPACITY	We MIN*	We MAX*	MAX CYCLES PER MIN	MAX TOTAL ENERGY PER HOUR	MAX IMPACT VELOCITY	OPERATING TEMP MIN/MAX	Ke	THREAD TYPE
ENGLISH OR US	.55 in	250 in lbs	20.0	900	25	225,000 in lbs	7 FPS	32°/150° F	90 lb	M14 x 1.5
METRIC	12.7 mm	28.2 N m	9.10	408.2			2.1 MPS	0°/65° C	40.8 kg	

## DIMENSIONAL INFORMATION

	"A"	"B"	"C"	"D"	"E"	"F" †	Ø "G"	OVERALL WEIGHT (INCL JAM NUT)
ENGLISH OR US	4.00	.5 inch Nom.	3.47	3.19	.157	.49	.49	.17 lb
METRIC	101.6	12.7 mm Nom.	88.1	81.0	4	12.4	12.4	0.08 kg

Bulletin S-84  
ISSUED 9/12/18  
Ke = Max weight for free falling applications.  
Plunger return time = 0.20 sec. Plunger return force = .5 lb/ .23 kg  
\* This number is not the weight of the load, rather a calculation used for model selection in Driven Load applications.  
† Full thread length



**DESCHNER CORPORATION**  
**(714) 557-1261 - www.deschner.com**

Made in the U.S.A.

Deschner is a registered trademark of Deschner Corporation.