

LED ENGINE

4W

505 LUMEN

LDN-05ND-81-00 (10-30VDC)


Lunasea LED Light Engine. Offering bright light output with a color rendering of >80 CRI. Beam angle of 120 degree great for area lighting. 12 & 24VDC applications. Circuitry has EMI suppression and surge protection. Does not require a heatsink.

- Replacement for F8T5 12 Inch Fluorescent
- Reverse Polarity Protection
- 40V Surge Supression
- Power thru 6" flying leads (End caps shown not inc.)
- Constant Current Buck Regulation
- No Heatsink Required
- Not Dimmable

PCB FR4 multi-layer, White

Power: White 4 Watt - 12VDC @0.25A
Voltage 10-30VDC

Output: 505 Lumen >80CRI
Dimensions: 283mm (11.15") L x 15mm (0.59") W



LDN-05ND-81-00 Natural White (4000K)

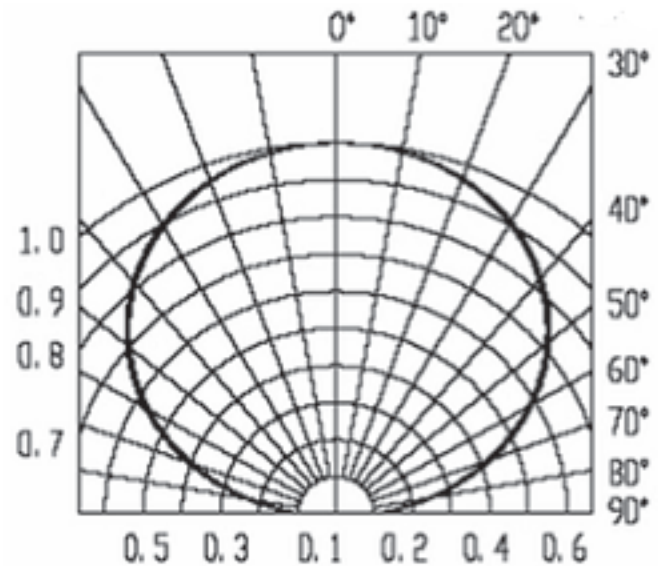
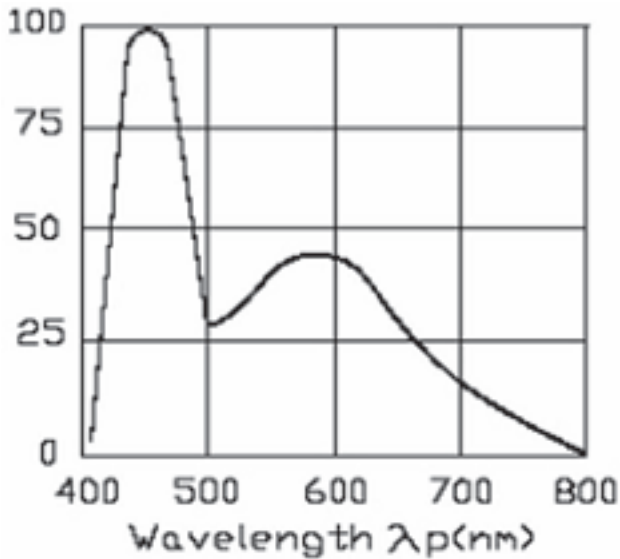
Endcaps not included

Typical Characteristics Graphs



Spectrum Distribution

CCT: 4000K (80 CRI)



Electrical

LDN-05ND-81-00

Two Wire

- Red: Positive
- Black: Ground



- Standard FR4 PCB - White
- Reverse polarity protection. Causes no damage.
- 40 Volts surge suppressions
- Min Functional Voltage 9.5Vdc
- Maximum Functional Voltage 36Vdc
- A/C Voltage - No
- PWM Digital Dimmable - NO
- Can be installed using double sided tape.

Mechanical Dimensions

