



# ANATECH ELECTRONICS, INC.

Manufacturer of RF & Microwave Products



824-849/869-894 MHz LTE SAW Duplexer

P/N: AM836-881SD371

Tx_836.5 MHz		Specifications		
Item	Condition [MHz]	Minimum	Typical	Maximum
Insertion Loss	824 ~ 849	-	1.5 dB	2.2 dB
Ripple	824 ~ 849	-	0.4 dB	1.0 dB
VSWR	824 ~ 849	-	1.9 dB	2.4 dB
Absolute Attenuation	859	4 dB	9 dB	-
	869 ~ 894	45 dB	50 dB	-

Rx_881.5Mhz		Specifications		
Item	Condition [MHz]	Minimum	Typical	Maximum
Insertion Loss	869 ~ 894	-	2.0 dB	3.0 dB
Amplitude Ripple	869 ~ 894	-	0.8 dB	1.5 dB
VSWR	869 ~ 894	-	1.7 dB	2.2 dB
Absolute Attenuation	824 ~ 849	50dB	58 dB	-
	859	4dB	13dB	-

Rx → Tx		Specifications		
Item	Condition [MHz]	Minimum	Typical	Maximum
Isolation	824 ~ 849	50 dB	55 dB	-
	869 ~ 894	48 dB	53 dB	-
Item		Minimum	Typical	Maximum
Operation Temperature Range		-30 °C	-	+85 °C
Storage Temperature Range		-40 °C	-	+85 °C
Maximum DC Voltage		0 V		
Maximum Input Power		1.2W > 50000 Hours, CW tone(Ta= +50°C)		
Ant. Tx. Rx Terminating Impedance		An,Tx Rx: 50 Ω		
Package type & size		C1		
Length x Width		-	3.8 x 3.8 mm <sup>2</sup>	-
Height		-	-	1.45 mm



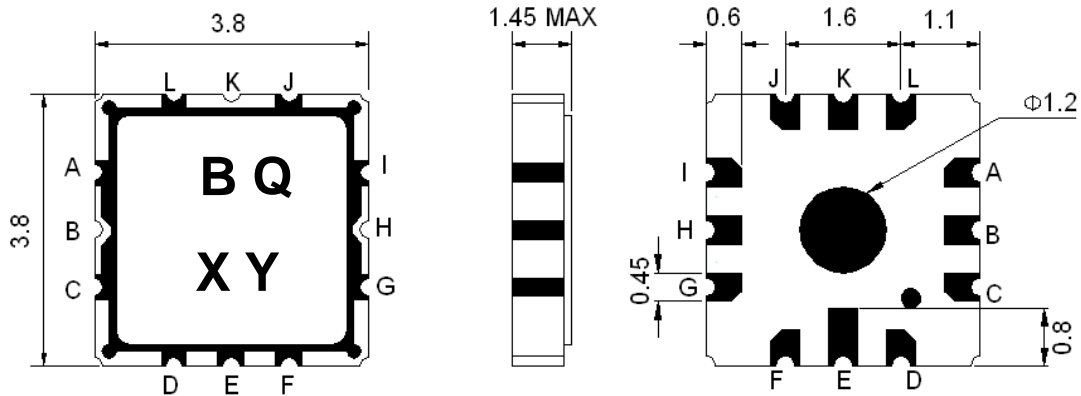
# ANATECH ELECTRONICS, INC.

Manufacturer of RF & Microwave Products



824-849/869-894 MHz LTE SAW Duplexer

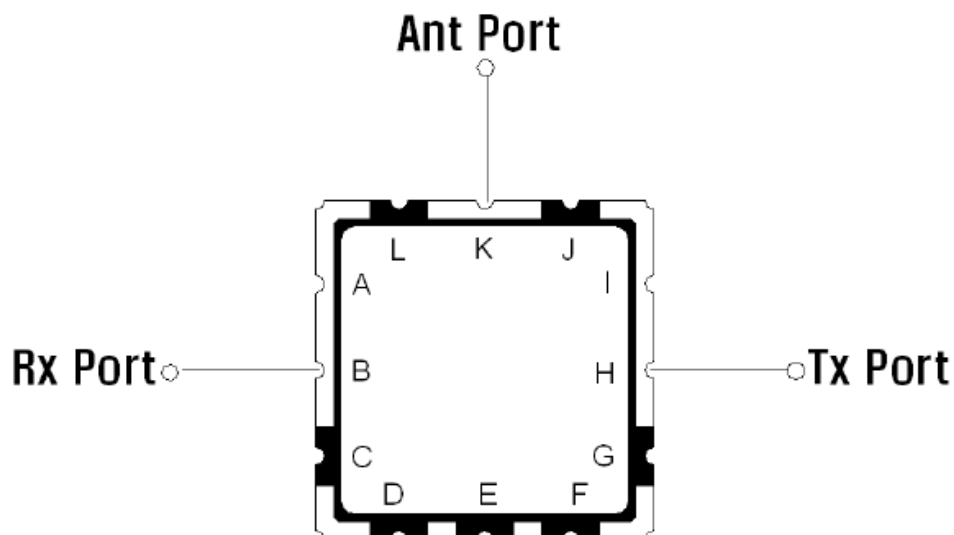
P/N: AM836-881SD371



Marking Descriptions	
B	CDMA800 Applicat
Q	SAW Duplexer
X	Date Code (Year)
Y	Date Code (Month)

Pin Description	
A, C, D, E, F, G, I, J, L	Ground
B	Rx Port(881.5MHz)
K	Antenna
H	Tx Port(836.5MHz)

### Testing Environment





# ANATECH ELECTRONICS, INC.

Manufacturer of RF & Microwave Products

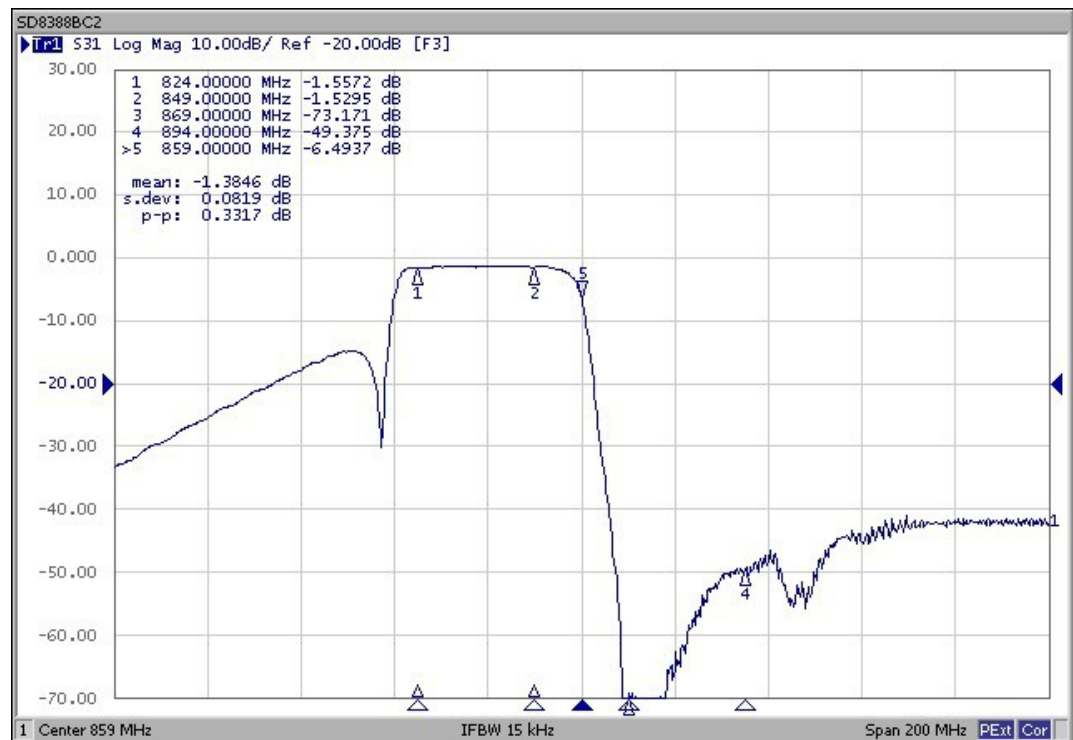


824-849/869-894 MHz LTE SAW Duplexer

P/N: AM836-881SD371

## Frequency Characteristics

### Tx Characteristic

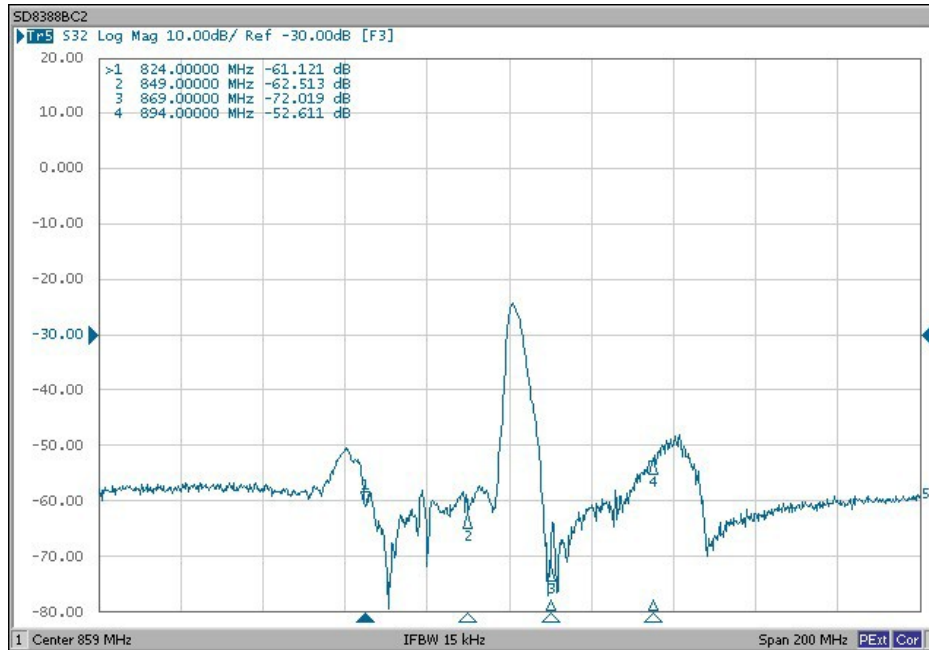




### Rx Characteristic



### Isolation





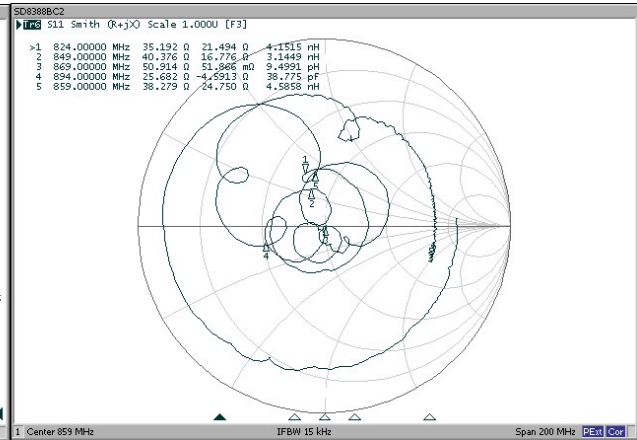
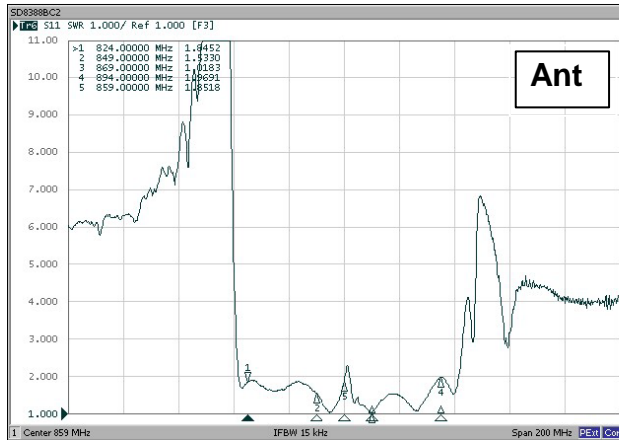
# ANATECH ELECTRONICS, INC.

Manufacturer of RF & Microwave Products



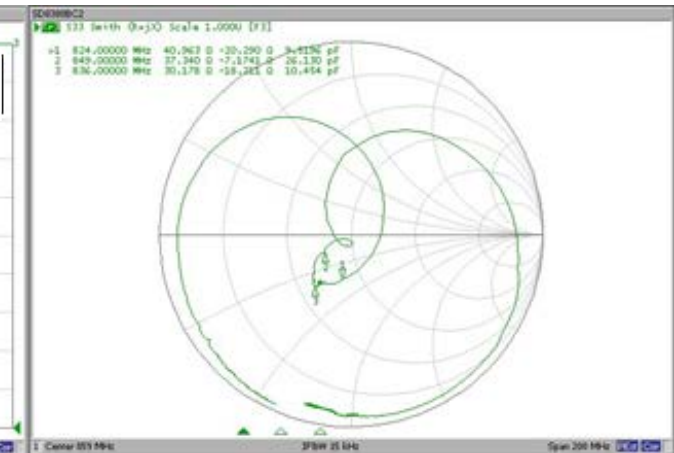
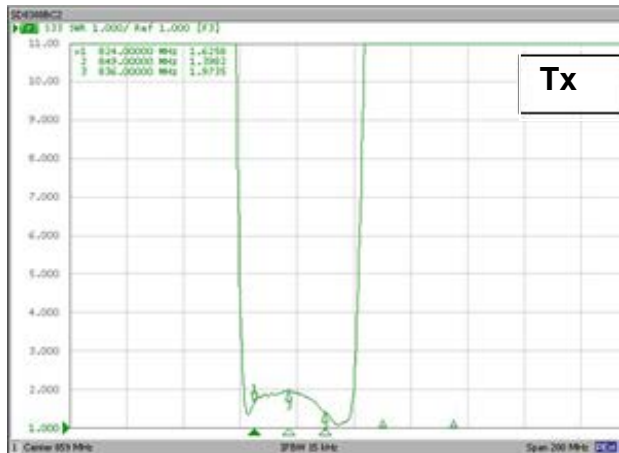
**VSWR**

**Smith Chart**



**VSWR**

**Smith Chart**





**VSWR**

**Smith Chart**

