



ANATECH ELECTRONICS INC
RF & Microwave Filters & Products

978 MHz Wireless, RF Saw Filter

Part Number: AM978S545



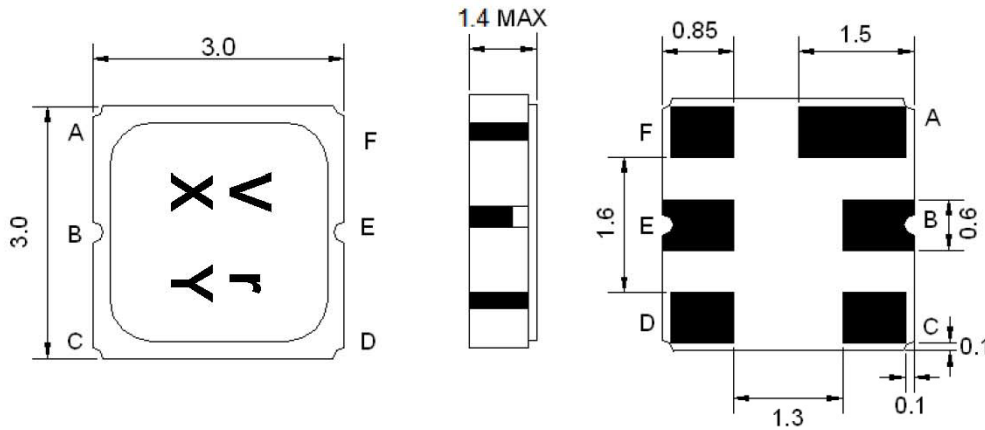
Parameters Description	Unit	Minimum	Typical	Maximum
Center Frequency (Fo)	MHz	-	978.0	-
Insertion Loss within 962 ~ 994 MHz	dB	-	2.85	4.0
Amplitude Ripple within 962 ~ 994 MHz	dB _{p-p}	-	0.85	1.8
VSWR within 962 ~ 994 MHz	-	-	2.15	2.5
Group Delay Variation	nsec	-	12	50
Attenuation:				
DC ~ 900 MHz	dB	40	65	-
900 ~ 930.0 MHz	dB	35	52	-
1030 ~ 2000 MHz	dB	25	42	-

Parameters Description	Unit	Minimum	Typical	Maximum
Operation Temperature Range	°C	0	-	+50
Storage Temperature Range	°C	-40	-	+85
Maximum DC Voltage	V	-	-	0
Maximum Input Power	dBm	-	-	10
Source Impedance (Single Ended) ₁	Ω	-	50	-
Load Impedance (Single Ended) ₁	Ω	-	50	-
Package Size	3.0 x 3.0 x 1.3 mm M			

Note: (1) No Matching Network (Ref. Testing Environment Circuit as shown below).



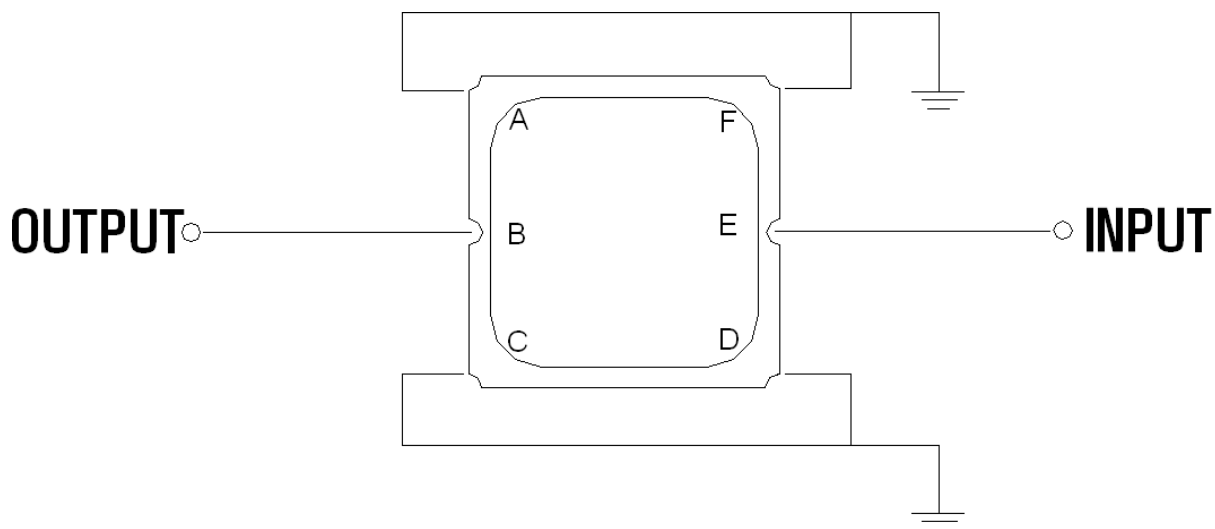
Outline Drawing:



Alternate Marking	Marking Descriptions	
S	V	Wireless Application
9	r	Series Number
X	X	Date Code(Year)
Y	Y	Date Code(Month)

Pin Description	
A, C, D, F	Ground
E	In
B	Out

Testing Environment:



Source & Load Impedance: 50 Ω



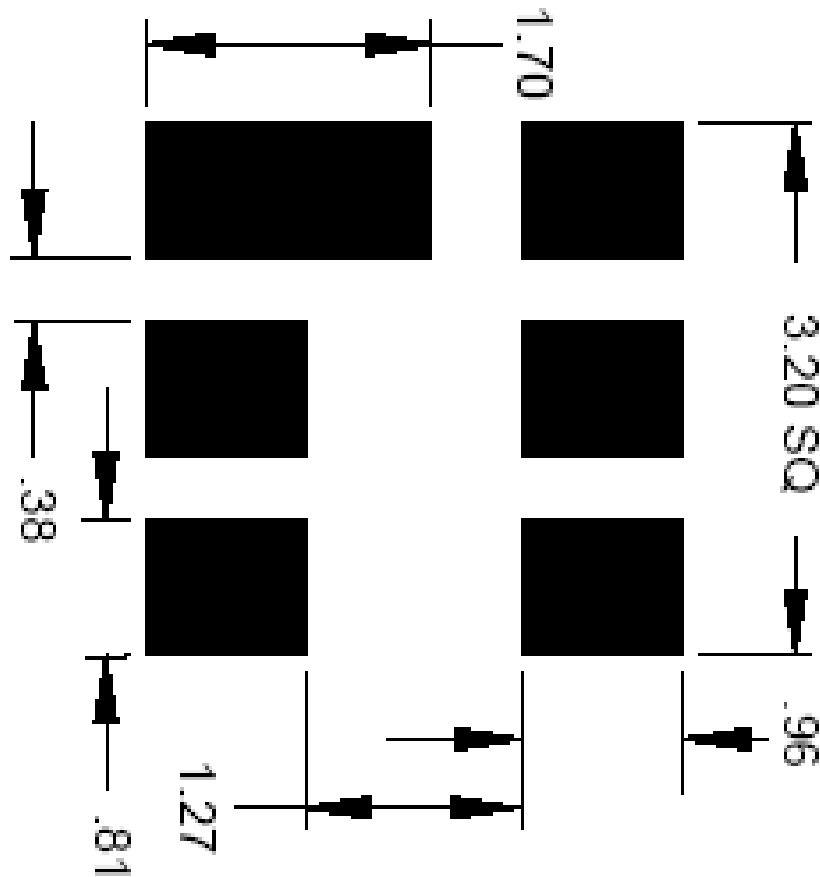
ANATECH ELECTRONICS INC
RF & Microwave Filters & Products

978 MHz Wireless, RF Saw Filter

Part Number: AM978S545

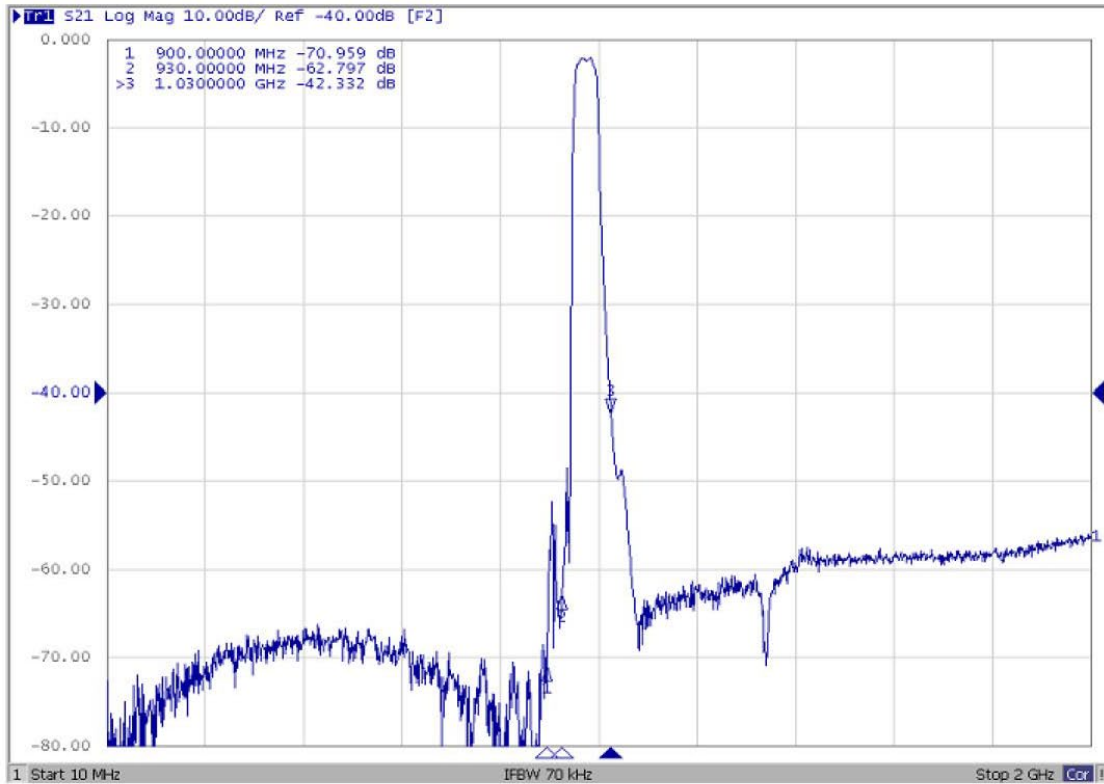


Footprint:





Response Plot:



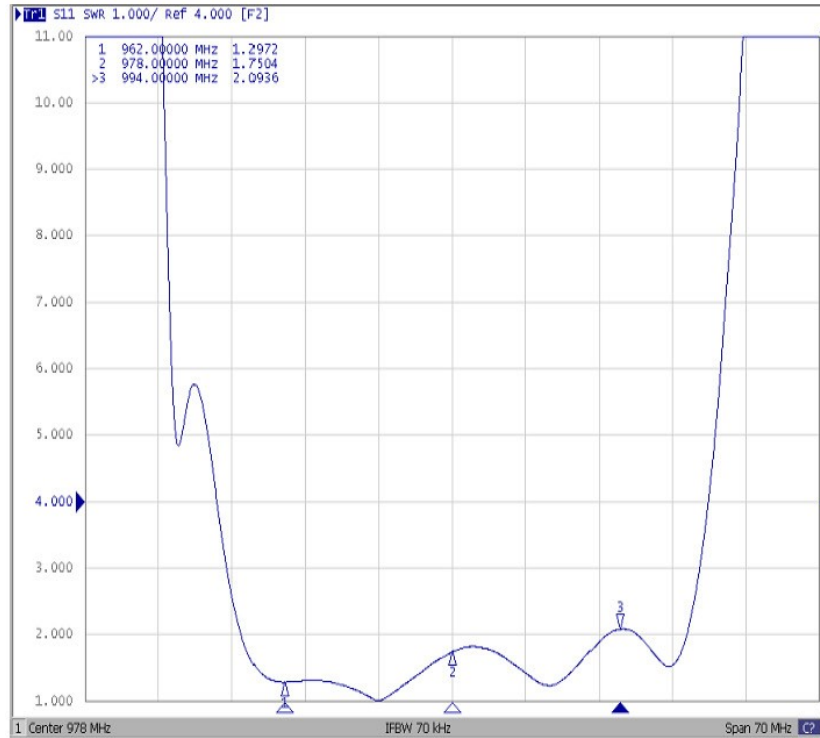


978 MHz Wireless, RF Saw Filter

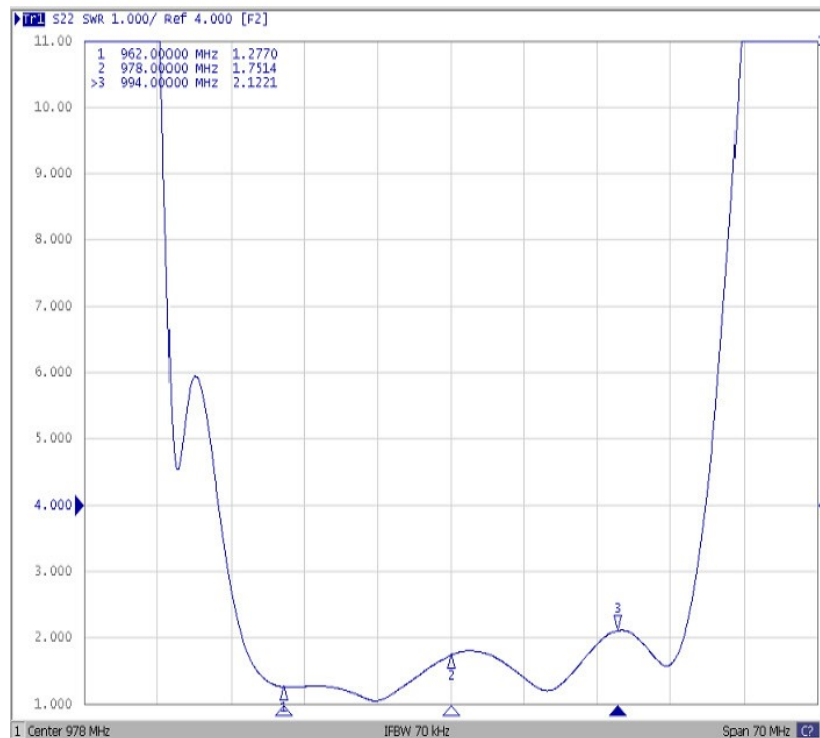
Part Number: AM978S545



VSWR: S11



S22





Group Delay:

